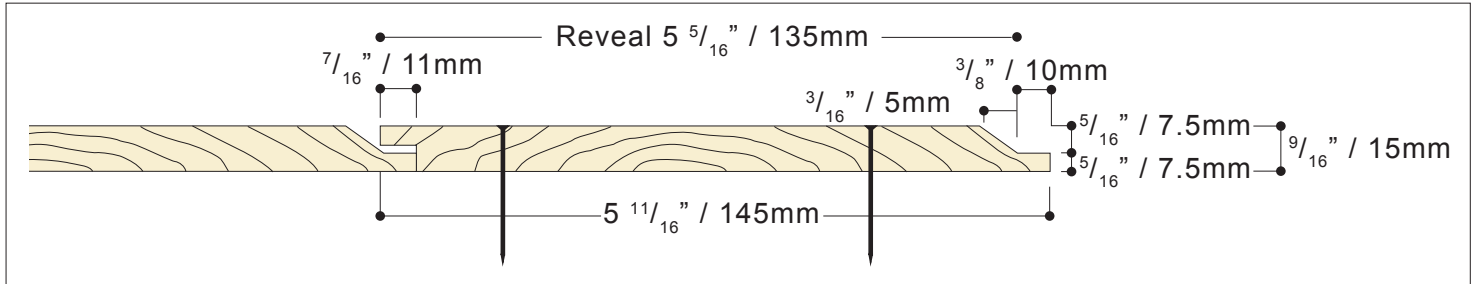


NAKAMOTO FORESTRY

www.nakamotoforestry.com

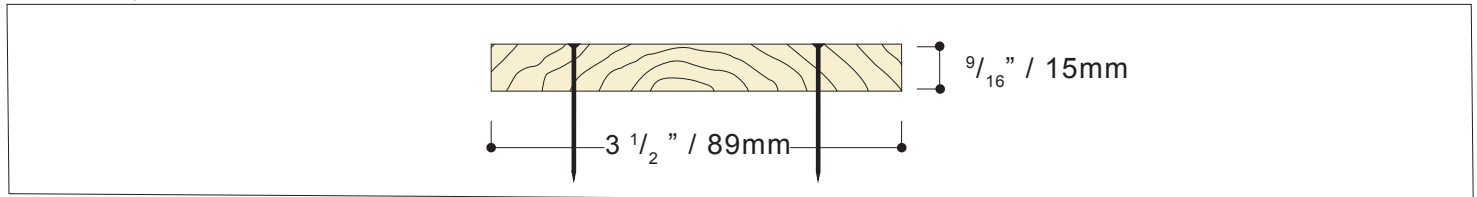
STANDARD GENDAI 1X6 SHIPLAP DIMENSIONS

- 6 inches (150mm) nominal width
- 145 ¹¹/₁₆ inches (3700mm) actual lengths



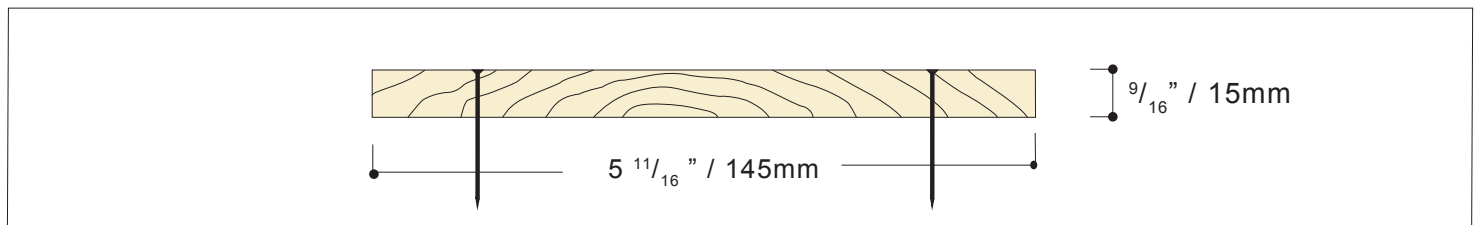
STANDARD GENDAI 1X4 SQUARE EDGE DIMENSIONS

- 3 ¹/₂ inches (89mm) actual width
- 145 ¹¹/₁₆ inches (3700mm) actual lengths



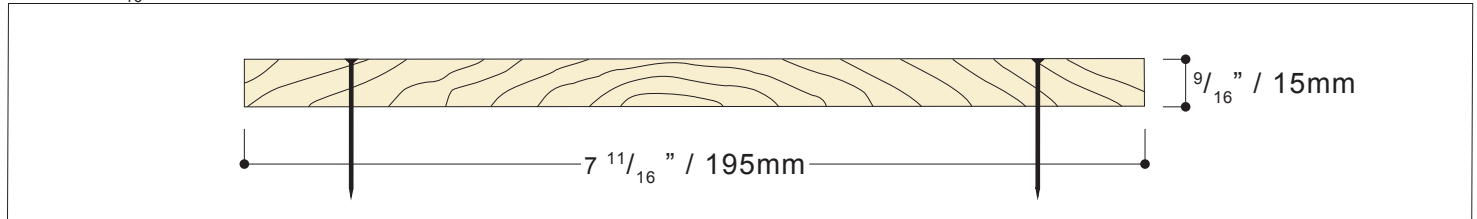
STANDARD GENDAI 1X6 SQUARE EDGE DIMENSIONS

- 5 ¹¹/₁₆ inches (145mm) actual width
- 145 ¹¹/₁₆ inches (3700mm) actual lengths



STANDARD GENDAI 1X8 SQUARE EDGE DIMENSIONS

- 7 ¹¹/₁₆ inches (195mm) actual width
- 145 ¹¹/₁₆ inches (3700mm) actual lengths



*Dimensional shrinkage after manufacture is possible due to being a solid-sawn wood product.

Tel. +1-503-512-6780

4110 SE Hawthorne Blvd #190
Portland, Oregon 97214 USA

info@nakamotoforestry.com